


Schell Scenic Studio, Inc.

**Backdrop
Recommendations List
for the staging of
Heidi**

*Over a century of service to the
entertainment industry.*
EST. 1904





Heidi



7. Mountain and River

43' x 20' - 40 lbs

Valley with fir trees overlooks mountains and river. Path on stage left leads towards river.



11-C. European Street

39' x 21' - 33 lbs

Stone buildings with tile roofs.



39-A. Rocky Mountain Pass

39' x 21' - 31 lbs

Barren snow-capped mountains, pine trees and rocks in foreground.



62-C. Rocky Mountain

40' x 20' - 42 lbs

Rugged rocks at high elevation with scrub pines clearing.

Don't Forget to Plan Your Rentals in Advance...

At Schell Scenic Studio we experience a number of "Peak Backdrop Rental Seasons" throughout the year. Because of this we recommend that you plan all of your backdrop rentals at least 6 - 12 months in advance. By planning your rentals in advance you decrease the risk of having to accept a substitute backdrop.

Thank you, and we look forward to assisting you on your next production!

- The Schell Scenic Studio

All images Copyright © 2015 Schell Scenic Studio, Inc. Any reproduction without permission is strictly prohibited.
Images are intended for reference only. Due to the variations in monitors and printers, accurate color representation is neither implied or guaranteed.

Schell Scenic Studio, Inc.

Backdrop Recommendations for

Heidi

These limited selections can help you get started finding the appropriate drops for your production or event.

Drops which have been provided for other customers include:

#7, #11-C, #39-A, #62-C

These are only suggestions from previous rentals.

We have many more drops in our catalog which might better suit you style.




If you have an innovative and creative staging with our backdrops, please don't hesitate to contact us. We are always interested in the ways that our customers make use of our scenics.

info@schellscenic.com

These are only some of the hundreds of backdrops available at Schell Scenic Studio. These suggestions are the results of our customers' choices in our many years of service to the theatre.

Things to Do Before You Call:



Have a calendar handy to check your dates.

Make sure you know the exact day you need the drops to arrive and when you can ship them out again.

Plan your rentals in advance.

During peak backdrop rental seasons (ie. December, June, etc.) it may be necessary to place your rental order 6 - 12 months in advance.

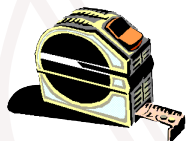


Have your Schell Scenic Catalog on hand.

Be sure you've reviewed our policies and procedures.

Choose two or three back-up choices per backdrop.

Make sure you write down second or third choices per backdrop.



Check the measurements of your stage and the drops you are renting.

Schell Scenic drops come in different dimensions. Make sure that your selected drops will fit your venue.



Have a credit card ready.

To place a reservation on a backdrop you may be asked to do so with a major credit card.

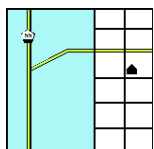


Get a purchase order number.

Some organizations require that we place their purchase order numbers on invoices.

Write down your Schell order number.

*We will use this number to access individual orders. **Note: Your signed confirmation is required before your order is ready to process.***



Know your business address.

UPS can not guarantee timely delivery to residential addresses. This could cause the backdrops to arrive to you later than expected.