


Schell Scenic Studio, Inc.

**Backdrop
Recommendations List
for the staging of
It's a Wonderful Life**



*Over a century of service to the
entertainment industry.*
EST. 1904



It's a Wonderful Life



60. Winter Woods

Icy tree-lined path with snow in trees.

36' x 20' - 40 lbs



72. Old Time Street

City street circa 1930's and 40's with red brick and stone buildings, and center street. Opening 3' W x 6'-8" H approx.

36' x 17' - 40 lbs



75-B. Old Time Street

Black-and-white charcoal sketch looking up city street, lined with brick and stone buildings.

43' x 21' - 42 lbs



105-B. City Shop Fronts

Stores and commercial buildings of city.

43' x 20' - 40 lbs



106. Park Scrim

Center gate posts and fence, overhanging tree limbs, left, right, and center walkway.

42' x 20'6" - 15 lbs



109-D. Snow Village

Winter European village scene with snow-covered buildings and trees.

43' x 20' - 38 lbs

All images Copyright © 2015 Schell Scenic Studio, Inc. Any reproduction without permission is strictly prohibited.

Images are intended for reference only. Due to the variations in monitors and printers, accurate color representation is neither implied or guaranteed.

Schell Scenic Studio, Inc.

Backdrop Recommendations for

It's a Wonderful Life

These limited selections can help you get started finding the appropriate drops for your production or event.

Drops which have been provided for other customers include:

#60, #72, #75-B, #105-B, #106, #109-D

These are only suggestions from previous rentals.

We have many more drops in our catalog which might better suit you style.




If you have an innovative and creative staging with our backdrops, please don't hesitate to contact us. We are always interested in the ways that our customers make use of our scenics.

info@schellscenic.com

These are only some of the hundreds of backdrops available at Schell Scenic Studio. These suggestions are the results of our customers' choices in our many years of service to the theatre.

Things to Do Before You Call:



Have a calendar handy to check your dates.

Make sure you know the exact day you need the drops to arrive and when you can ship them out again.

Plan your rentals in advance.

During peak backdrop rental seasons (ie. December, June, etc.) it may be necessary to place your rental order 6 - 12 months in advance.

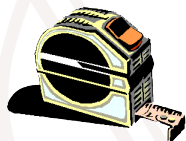


Have your Schell Scenic Catalog on hand.

Be sure you've reviewed our policies and procedures.

Choose two or three back-up choices per backdrop.

Make sure you write down second or third choices per backdrop.



Check the measurements of your stage and the drops you are renting.

Schell Scenic drops come in different dimensions. Make sure that your selected drops will fit your venue.



Have a credit card ready.

To place a reservation on a backdrop you may be asked to do so with a major credit card.

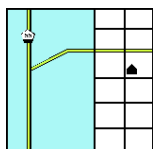
Get a purchase order number.

Some organizations require that we place their purchase order numbers on invoices.



Write down your Schell order number.

*We will use this number to access individual orders. **Note: Your signed confirmation is required before your order is ready to process.***



Know your business address.

UPS can not guarantee timely delivery to residential addresses. This could cause the backdrops to arrive to you later than expected.