

Schell Scenic Studio, Inc.

**Backdrop
Recommendations List
for the staging of
Annie**

*Over a century of service to the
entertainment industry.*
EST. 1904





Annie



9-I. Courtroom or School Room 41' x 21' - 34 lbs
Painted green walls with brown paneling bottom with two windows and two doors (all non-practical).



15-I. Plain Interior 39' x 19'6" - 27 lbs
Practical door opening 3'-0" W x 6'-7" H. Two painted windows (non-practical).



37-I. Office 33' x 20' - 31 lbs
Gray stippled walls, brown woodwork and two non-practical doors.



37-IA. Office 40' x 19' - 35 lbs
Gray stippled walls, brown woodwork and two non-practical doors.



75-C. Tenement Street 43' x 21' - 36 lbs
Bright and stone apartment buildings with sidewalk in foreground and additional buildings in distance.



75-D. Victorian Street 43' x 21' - 40 lbs
Fronts of Victorian dwellings showing ornate detail, many windows and door entrances.

All images Copyright © 2015 Schell Scenic Studio, Inc. Any reproduction without permission is strictly prohibited.
Images are intended for reference only. Due to the variations in monitors and printers, accurate color representation is neither implied or guaranteed.

TEL: (614) 444-9550

FAX: (614) 444-9554

841 South Front Street ♦ Columbus, Ohio ♦ 43206

Schell Scenic Studio, Inc.



Annie



75-E. Tenement Street

43' x 21' - 40 lbs


Brick and stone apartment buildings with sidewalk, mailbox, and lamppost on street corner.



26-B. New York Skyline

43' x 20' - 40 lbs

Realistic view of city skyline from harbor.



1-IAB. Palace

43' x 21' - 42 lbs

Beige walls with chandeliers. Two windows and non-practical door.



22-I. Fancy Interior

39' x 21' - 36 lbs

Decorative living room with center french doors (non-practical).



22-IA. Fancy Interior

43' x 21' - 42 lbs

Decorative living room with light pink walls, two red draped windows and center french doors. Pinks, gold and blue.

Can't Find It?

Can't find what you need? Just give us a call!

Our friendly staff is here to help you find the backdrop you need for your next production.

All images Copyright © 2015 Schell Scenic Studio, Inc. Any reproduction without permission is strictly prohibited.
Images are intended for reference only. Due to the variations in monitors and printers, accurate color representation is neither implied or guaranteed.



Annie



26-A. Times Square N.Y. City 43' x 20' - 38 lbs
Times Square circa mid-1900's.



26-C. Times Square N.Y. City 43' x 22' - 40 lbs
Modern view of area showing signs, billboards and marquees.



26-CB. Times Square N.Y. City 30' x 16' - 23 lbs
Modern view of area showing signs, billboards and marquees.



24-IA. Tapestry Interior 39' x 21' - 40 lbs
Wood walls with three tapestries and two non-practical doors.



27-IA. Office or Library 39' x 21' - 36 lbs
Windows opened to show outside buildings.



32-I. Bedroom or Powder Room 43' x 21' - 36 lbs
Walls with two draped non-practical windows.

All images Copyright © 2015 Schell Scenic Studio, Inc. Any reproduction without permission is strictly prohibited.
Images are intended for reference only. Due to the variations in monitors and printers, accurate color representation is neither implied or guaranteed.

Schell Scenic Studio, Inc.

Backdrop Recommendations for

Annie

These limited selections can help you get started finding the appropriate drops for your production or event.

Annie

Scenic Backdrop #

Act I

December 11 - 19, 1933

Scene 1: New York City Municipal Orphanage (Girl's Annex)	#9-I, #15-I, #37-I, #37-IA
Scene 2: St. Mark's Place	#75-C, #75-D, #75-E
Scene 3: Hooverville, under the 59th St. Bridge	#26-AB, #26-B
Scene 4: New York City Orphanage	#9-I, #15-I, #37-I, #37-IA
Scene 5: Warbuck's Mansion, at 5th Ave. & 82nd St.	#1-IAB, #22-I, #22-IA
Scene 6: New York City	#26-A, #26-C, #26-CB
Scene 7: New York City Orphanage	#9-I, #15-I, #37-I, #37-IA
Scene 8: Warbuck's study	#24-IA, #27-IA, #32-I

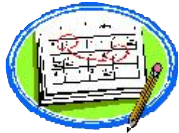
Act II

December 21 - 25, 1933

Scene 1: NBC Radio Station and the orphanage	#65-I
Scene 2: New York City Orphanage	#9-I, #15-I, #37-I, #37-IA
Scene 3: Washington, The White House, interior	#27-IA, #39-I, #39-IA
Scene 4: The Great Hall at Warbuck's Mansion	#1-IAB, #22-I, #22-IA
Scene 5: East Ballroom at Warbuck's Mansion	#1-IAB, #1-I, #11-IA, #23-IA

These are only some of the hundreds of backdrops available at Schell Scenic Studio.
These suggestions are the results of our customers' choices in our many years of service to the theatre.

Things to Do Before You Call:



- ✓ **Have a calendar handy to check your dates.**

Make sure you know the exact day you need the drops to arrive and when you can ship them out again.

- ✓ **Plan your rentals in advance.**

During peak backdrop rental seasons (ie. December, June, etc.) it may be necessary to place your rental order 6 - 12 months in advance.



- ✓ **Have your Schell Scenic Catalog on hand.**

Be sure you've reviewed our policies and procedures.

- ✓ **Choose two or three back-up choices per backdrop.**

Make sure you write down second or third choices per backdrop.



- ✓ **Check the measurements of your stage and the drops you are renting.**

Schell Scenic drops come in different dimensions. Make sure that your selected drops will fit your venue.



- ✓ **Have a credit card ready.**

To place a reservation on a backdrop you may be asked to do so with a major credit card.

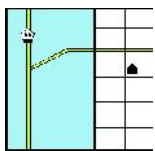
- ✓ **Get a purchase order number.**

Some organizations require that we place their purchase order numbers on invoices.



- ✓ **Write down your Schell order number.**

*We will use this number to access individual orders. **Note: Your signed confirmation is required before your order is ready to process.***



- ✓ **Know your business address.**

UPS can not guarantee timely delivery to residential addresses. This could cause the backdrops to arrive to you later than expected.