

Schell Scenic Studio, Inc.

**Backdrop  
Recommendations List  
for the staging of  
Camelot**



*Over a century of service to the  
entertainment industry.*  
EST. 1904



## Camelot



**5-A. Godfrey Garden**

39' x 21' - 30 lbs

*Hedge, pool and sidewalk leading to distance.*



**5-B. Godfrey Garden**

30' x 16' - 20 lbs

*Hedge, pool and sidewalk leading to distance.*



**16. Weird Woods**

43' x 20'6" - 38 lbs

*Barren trees left and right with center path leading to distance.*



**39-C. Tree Tab Set**

(2) 20' x 12' - 8 lbs (total weight)

*Cut-out stylized trees.*



**48. Park**

43' x 20'6" - 35 lbs

*Gazebo in foreground and path leading to the distance.*



**48-D. Landscape**

39' x 21' - 37 lbs

*Rolling hills and scrub pines in foreground with open meadows in distance.*

All images Copyright © 2015 Schell Scenic Studio, Inc. Any reproduction without permission is strictly prohibited.

Images are intended for reference only. Due to the variations in monitors and printers, accurate color representation is neither implied or guaranteed.

TEL: (614) 444-9550

FAX: (614) 444-9554

841 South Front Street ♦ Columbus, Ohio ♦ 43206

# Schell Scenic Studio, Inc.



## Camelot



**60. Winter Woods**

*Icy tree-lined path with snow in trees.*

36' x 20' - 40 lbs



**73-A. Woods**

*Dense woods with shafts of sunlight piercing through heavy top foliage.*

30' x 16' - 22 lbs



**73-B. Woods**

*Path crossing left to right through a clearing in a bright forest.*

38' x 20' - 40 lbs



**73-F. Woods**

*Bright forest with clearing in center.*

43' x 21' - 39 lbs



**79. Woods Landscape**

*Clearing in a dense forest with heavy top foliage.*

43' x 20' - 42 lbs



**79-C. Old Country Villa**

*Stone home with tile roof showing arched gate into courtyard.*

40' x 21' - 34 lbs

All images Copyright © 2015 Schell Scenic Studio, Inc. Any reproduction without permission is strictly prohibited.  
Images are intended for reference only. Due to the variations in monitors and printers, accurate color representation is neither implied or guaranteed.



## Camelot



**82. Open Woods** 37' x 20' - 42 lbs  
*Edge of dense forest looking through to rolling hills in distance.*



**100. Swan Lake** 38' x 21' - 40 lbs  
*Willows overhanging both banks of centered lake, with gently rolling hills in distance.*



**24-IA. Tapestry Interior** 39' x 21' - 40 lbs  
*Wood walls with three tapestries and two non-practical doors.*



**32-I. Bedroom or Powder Room** 43' x 21' - 36 lbs  
*Walls with two draped non-practical windows.*



**34-I. Castle Interior** 43' x 20' - 38 lbs  
*Arched opening leading to staircase and other corridors, windows off left and right of pillars.*



**35-I. Stone Arch** 41' x 21' - 42 lbs  
*Three practical arched openings, stone block wall. center arch 16' high, left and right arches 14' high.*

All images Copyright © 2015 Schell Scenic Studio, Inc. Any reproduction without permission is strictly prohibited.  
Images are intended for reference only. Due to the variations in monitors and printers, accurate color representation is neither implied or guaranteed.

# Schell Scenic Studio, Inc.

## Backdrop Recommendations for Camelot

These limited selections can help you get started finding the appropriate drops for your production or event.

### Camelot

Scenic Backdrop #

#### Act I


Scene 1: A hilltop near Camelot - A long time ago .....	#79-C
Scene 2: Near Camelot, immediately following .....	#60
Scene 3: Arthur's study, five years later .....	#24-IA
Scene 4: A roadside near Camelot, a few months later .....	#100
Scene 5: A park near the castle, immediately following .....	#48, #48-D
Scene 6: A terrace of the castle, a few weeks later .....	#5-A
Scene 7: The grandstand of the field .....	#108
Scene 8: The terrace, immediately following .....	#5-A
Scene 9: A corridor leading to the great hall, immediately following .....	#24-IA
Scene 10: The great hall .....	#34-I

#### Act II

Scene 1: The castle garden, a few weeks later .....	#5-A, #5-B
Scene 2: The terrace, a few weeks later .....	#5-A, #5-B
Scene 3: Near the forest of Morgan Le Fey, a few days later .....	#73-A, #73-B, #73-F, #79, #82
Scene 4: The forest of Morgan Le Fey, immediately following .....	#79, #82
Scene 5: The corridor, that night .....	#5-A, #5-B
Scene 6: The Queen's bedchamber, immediately following .....	#32-I
Scene 7: Camelot, several days later .....	#5-A, #5-B
Scene 8: A battlefield near Joyous Gard, a few weeks later .....	##16, #60, #79

These are only some of the hundreds of backdrops available at Schell Scenic Studio.  
These suggestions are the results of our customers' choices in our many years of service to the theatre.

# Things to Do Before You Call:



**Have a calendar handy to check your dates.**

*Make sure you know the exact day you need the drops to arrive and when you can ship them out again.*

**Plan your rentals in advance.**

*During peak backdrop rental seasons (ie. December, June, etc.) it may be necessary to place your rental order 6 - 12 months in advance.*

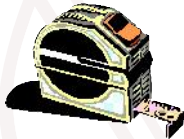


**Have your Schell Scenic Catalog on hand.**

*Be sure you've reviewed our policies and procedures.*

**Choose two or three back-up choices per backdrop.**

*Make sure you write down second or third choices per backdrop.*



**Check the measurements of your stage and the drops you are renting.**

*Schell Scenic drops come in different dimensions. Make sure that your selected drops will fit your venue.*



**Have a credit card ready.**

*To place a reservation on a backdrop you may be asked to do so with a major credit card.*

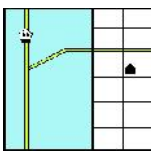


**Get a purchase order number.**

*Some organizations require that we place their purchase order numbers on invoices.*

**Write down your Schell order number.**

*We will use this number to access individual orders. **Note: Your signed confirmation is required before your order is ready to process.***



**Know your business address.**

*UPS can not guarantee timely delivery to residential addresses. This could cause the backdrops to arrive to you later than expected.*