


Schell Scenic Studio, Inc.

**Backdrop
Recommendations List
for the staging of
Kismet**

*Over a century of service to the
entertainment industry.*
EST. 1904





Kismet



1-D. Siamese Garden 40'6" x 21' - 35 lbs
Temples and trees with pool in center foreground.



11-I. Night Club or Ballroom 38' x 21' - 32 lbs
Elegantly decorated room with arches, draperies, red carpet and bunting.




23-A. Arabian Coastline 34' x 19'6" - 30 lbs
Ancient Mediterranean buildings showing sea.



23-I. Moorish Palace 39' x 21' - 34 lbs
Highly ornate walls, center pillared arch looking through to city in distance.



24-I. Moorish Palace 39' x 21' - 32 lbs
Highly sculptured architecture, tile floor.



27-C. Arabian Street 39' x 21' - 35 lbs
Street leading through arch to Temple or Mosque in distance.

All images Copyright © 2015 Schell Scenic Studio, Inc. Any reproduction without permission is strictly prohibited.
Images are intended for reference only. Due to the variations in monitors and printers, accurate color representation is neither implied or guaranteed.

Schell Scenic Studio, Inc.

Backdrop Recommendations for

Kismet

These limited selections can help you get started finding the appropriate drops for your production or event.

Mismet

Scenic Backdrop

Act I (From dusk to dawn)


Scene 1: On the steps of the Mosque	#23-I
Scene 2: A tent just outside the city	
Scene 3: The bazaar of the caravans	#23-A
Scene 4: A side street	#27-C
Scene 5: A garden	#1-D
Scene 6: A street near the bazaar	#23-A
Scene 7: The throne room of his Exalted Excellency, the Wazir of Police	#24-I

Act II (From dusk to dawn)

Scene 1: Along the route of the Caliph's Procession	#23-A
Scene 2: The garden	#1-D
Scene 3: Ante-room to the Wazir's harem	#11-I
Scene 4: A rooftop pavilion in the Wazir's palace	
Scene 5: A corridor in the Wazir's palace	
Scene 6: Ante-room to the Wazir's harem	#11-I
Scene 7: The ceremonial hall of the Caliph's palace	#24-I

These are only some of the hundreds of backdrops available at Schell Scenic Studio.
These suggestions are the results of our customers' choices in our many years of service to the theatre.

Things to Do Before You Call:



Have a calendar handy to check your dates.

Make sure you know the exact day you need the drops to arrive and when you can ship them out again.

Plan your rentals in advance.

During peak backdrop rental seasons (ie. December, June, etc.) it may be necessary to place your rental order 6 - 12 months in advance.

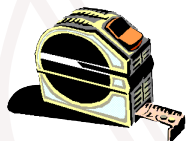


Have your Schell Scenic Catalog on hand.

Be sure you've reviewed our policies and procedures.

Choose two or three back-up choices per backdrop.

Make sure you write down second or third choices per backdrop.



Check the measurements of your stage and the drops you are renting.

Schell Scenic drops come in different dimensions. Make sure that your selected drops will fit your venue.



Have a credit card ready.

To place a reservation on a backdrop you may be asked to do so with a major credit card.

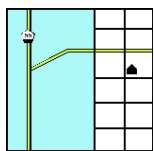


Get a purchase order number.

Some organizations require that we place their purchase order numbers on invoices.

Write down your Schell order number.

*We will use this number to access individual orders. **Note: Your signed confirmation is required before your order is ready to process.***



Know your business address.

UPS can not guarantee timely delivery to residential addresses. This could cause the backdrops to arrive to you later than expected.