

SHELL SCENIC STUDIO, INC.

**Backdrop
Recommendations List
for the staging of**

**Little Mary
Sunshine**



*Over a century of service to the
entertainment industry.*
EST. 1904



Little Mary Sunshine



7. Mountain and River

43' x 20' - 40 lbs

Valley with fir trees overlooks mountains and river. Path on stage left leads towards river.



25-I. Western Lodge

38' x 20'6" - 30 lbs

Rough hewn oak woodwork, open wooden beams, center opening removable.



32-I. Bedroom or Powder Room

43' x 21' - 36 lbs

Walls with two draped non-practical windows.

Can't Find It?

Can't find what you need?

Just give us a call!

Our friendly staff is here to help you find the backdrop you need for your next production.

614-444-9550



39. Mountain

42' x 20' - 40 lbs

Snow-capped mountain in center, surrounded by fir trees and rocks.



39-A. Rocky Mountain Pass

39' x 21' - 31 lbs

Barren snow-capped mountains, pine trees and rocks in foreground.

All images Copyright ©2005 - 2015 Schell Scenic Studio, Inc. Reproduction without permission is strictly prohibited. Images are intended for reference use only. Due to variations in monitors and printers, accurate color representation is neither implied nor guaranteed. All Images are low resolution, and will become pixelated if viewed above 200% magnification. Higher resolution photos are not available.

TEL: (614) 444-9550

FAX: (614) 444-9554

SHELL SCENIC STUDIO, INC.

841 South Front Street ♦ Columbus, Ohio ♦ 43206



Little Mary Sunshine

Did You Know?

Did you know that Schell Scenic Studio has been a cornerstone of the theatre community in Columbus, Ohio since 1904?

Give us a call, and let us put a century of industry knowledge to work for you!



48. Park

43' x 20'6" - 35 lbs


Gazebo in foreground and path leading to the distance.



53. Garden

38' x 21' - 40 lbs


Formal garden with stone wall, steps, and pool. Buildings in distance.



53-B. Garden

30' x 16' - 20 lbs

Formal garden with stone wall and steps and pool.



62-C. Rocky Mountain

40' x 20' - 42 lbs

Rugged rocks at high elevation with scrub pines clearing.



73-B. Woods

38' x 20' - 40 lbs

Path crossing left to right through a clearing in a bright forest.

All images Copyright ©2005 - 2015 Schell Scenic Studio, Inc. Reproduction without permission is strictly prohibited. Images are intended for reference use only. Due to variations in monitors and printers, accurate color representation is neither implied nor guaranteed. All Images are low resolution, and will become pixelated if viewed above 200% magnification. Higher resolution photos are not available.



SHELL SCENIC STUDIO ***IS MORE THAN JUST BACKDROPS!***

Sure, you know Schell Scenic Studio as the place to go for your theatrical backdrops, but have you explored the many other services that Schell has to offer?

- Digital Design Studio
- Large-Format Digital Printing Shop
- Lighting Equipment & Accessories
- Special Effects
- Stage Props & Accessories
- And Much More!

Call today and learn how we can help you in all aspects of your next theatrical production!



Schell Scenic Studio, Inc.

Backdrop Recommendations for

Little Mary Sunshine

These limited selections can help you get started finding the appropriate drops for your production or event.

Little Mary Sunshine

Scenic Backdrop #

Act I

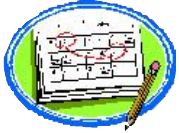

Scene 1: In front of the Colorado Inn	#25-I
Scene 2: The garden	#53
Scene 3: The Inn	#25-I
Scene 4: The Primrose Path	#39, #62-C
Scene 5: The Inn	#25-I

Act II

Scene 1: The Inn	#25-I
Scene 2: Point Look-Out	#39-A
Scene 3: In front of Chief Brown Bear's Tepee	#73-B
Scene 4: Cora's bedroom	#32-I
Scene 5: The Primrose Path	#39, #62-C
Scene 6: Point Look-Out	#39-A
Scene 7: The Inn	#25-I

These are only some of the hundreds of backdrops available at Schell Scenic Studio.
These suggestions are the results of our customers' choices in our many years of service to the theatre.

Things to Do Before You Call:



Have a calendar handy to check your dates.

Make sure you know the exact day you need the drops to arrive and when you can ship them out again.

Plan your rentals in advance.

During peak backdrop rental seasons (ie. December, June, etc.) it may be necessary to place your rental order 6 - 12 months in advance.



Have your Schell Scenic Catalog on hand.

Be sure you've reviewed our policies and procedures.

Choose two or three back-up choices per backdrop.

Make sure you write down second or third choices per backdrop.



Check the measurements of your stage and the drops you are renting.

Schell Scenic drops come in different dimensions. Make sure that your selected drops will fit your venue.



Have a credit card ready.

To place a reservation on a backdrop you may be asked to do so with a major credit card.

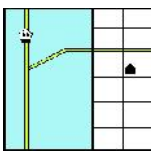
Get a purchase order number.

Some organizations require that we place their purchase order numbers on invoices.



Write down your Schell order number.

*We will use this number to access individual orders. **Note: Your signed confirmation is required before your order is ready to process.***



Know your business address.

UPS can not guarantee timely delivery to residential addresses. This could cause the backdrops to arrive to you later than expected.