

SHELL SCENIC STUDIO, INC.


**Backdrop
Recommendations List
for the staging of
The Pajama Game**

*Over a century of service to the
entertainment industry.*
EST. 1904





The Pajama Game



1-IA. Painted Red and Blue Drape 43' x 21' - 43 lbs
Austrian puff drape falls behind marble columns.



11-I. Night Club or Ballroom 38' x 21' - 32 lbs
Elegantly decorated room with arches, draperies, red carpet and bunting.



15-I. Plain Interior 39' x 19'6" - 27 lbs
Practical door opening 3'-0" W x 6' - 7" H. Two painted windows (non-practical).



16-I. Bedroom or Living Room 39' x 19' - 30 lbs
A practical center door and two painted windows.



19-IA. Tailor Shop 43' x 20' - 40 lbs
Shop with upper balcony filled with bolts of cloth. Lower level with storage cabinets, two windows and door; all non-practical.



22-I. Fancy Interior 39' x 21' - 36 lbs
Decorative living room with center french doors (non-practical).

All images Copyright ©2005 - 2015 Schell Scenic Studio, Inc. Reproduction without permission is strictly prohibited.
Images are intended for reference use only. Due to variations in monitors and printers, accurate color representation is neither implied nor guaranteed.
All Images are low resolution, and will become pixelated if viewed above 200% magnification. Higher resolution photos are not available.

TEL: (614) 444-9550

FAX: (614) 444-9554

SHELL SCENIC STUDIO, INC.

841 South Front Street ♦ Columbus, Ohio ♦ 43206




The Pajama Game



23-IA. Palace

Ornate palace interior.

39' x 21' - 30 lbs



27-I. Modern Office

Windows opened to show outside buildings.

38' x 21' - 30 lbs



32-I. Bedroom or Powder Room

Walls with two draped non-practical windows.

43' x 21' - 36 lbs



37-I. Office

Gray stippled walls, brown woodwork and two non-practical doors.

33' x 20' - 31 lbs



48-E. Scottish Landscape

Stone-lined harvested fields with cottage in distance.

43' x 20' - 37 lbs



51-AB. Tabs Set

Two sets shown.

8' x 20' - 20 lbs

All images Copyright ©2005 - 2015 Schell Scenic Studio, Inc. Reproduction without permission is strictly prohibited.
Images are intended for reference use only. Due to variations in monitors and printers, accurate color representation is neither implied nor guaranteed.
All Images are low resolution, and will become pixelated if viewed above 200% magnification. Higher resolution photos are not available.



The Pajama Game



65. Spring Landscape

Spring landscape overlooking rolling hills.

43' x 20' - 40 lbs



73-B. Woods

Path crossing left to right through a clearing in a bright forest.

38' x 20' - 40 lbs



73-CB. Woods

Open woods with small clearing in center.

30' x 16' - 23 lbs



82-A. Open Woods

Edge of dense forest looking through to rolling hills in distance.

43' x 20' - 38 lbs



103-I. Night Club

Ornate center arch opening into a large room.

43' x 20' - 40 lbs



104-C. Brick Wall

Brick wall painted on muslin.

43' x 20' - 37 lbs

All images Copyright ©2005 - 2015 Schell Scenic Studio, Inc. Reproduction without permission is strictly prohibited. Images are intended for reference use only. Due to variations in monitors and printers, accurate color representation is neither implied nor guaranteed. All Images are low resolution, and will become pixelated if viewed above 200% magnification. Higher resolution photos are not available.

Schell Scenic Studio, Inc.

Backdrop Recommendations for

The Pajama Game

These limited selections can help you get started finding the appropriate drops for your production or event.

The Pajama Game

Scenic Backdrop #

Act I

Scene 1: Prologue	
Scene 2: A factory workshop	
Scene 3: A hallway in the factory	
Scene 4: Office of the factory	#27-I
Scene 5: On the way to the picnic	
Scene 6: The picnic	#48-E, #65, #73-B
Scene 7: On the way home	
Scene 8: The kitchen	#15-I
Scene 9: A factory workshop	

Act II

Scene 1: The meeting room	#27-I, #37-I
Scene 2: The kitchen	#15-I
Scene 3: Hallway	
Scene 4: Office of the factory	#27-I
Scene 5: Bedroom Scene, Tealously Ballet	#16-I, #22-I, #32-I
Scene 6: Office of the factory	#27-I
Scene 7: Hernando's Hideaway	#11-I, #23-IA, #103-I
Scene 8: Hernando's Hideaway	#11-I, #23-IA, #103-I

Drops which have been provided for other customers include:

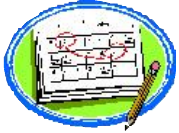
#1-IA, #19-IA, #51-AB, #73-CB, #82-A, #104-C

These are only suggestions from previous rentals.

We have many more drops in our catalog which might better suit your style.

These are only some of the hundreds of backdrops available at Schell Scenic Studio.
These suggestions are the results of our customers' choices in our many years of service to the theatre.

Things to Do Before You Call:



Have a calendar handy to check your dates.

Make sure you know the exact day you need the drops to arrive and when you can ship them out again.

Plan your rentals in advance.

During peak backdrop rental seasons (ie. December, June, etc.) it may be necessary to place your rental order 6 - 12 months in advance.



Have your Schell Scenic Catalog on hand.

Be sure you've reviewed our policies and procedures.

Choose two or three back-up choices per backdrop.

Make sure you write down second or third choices per backdrop.



Check the measurements of your stage and the drops you are renting.

Schell Scenic drops come in different dimensions. Make sure that your selected drops will fit your venue.



Have a credit card ready.

To place a reservation on a backdrop you may be asked to do so with a major credit card.

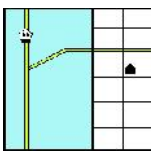
Get a purchase order number.

Some organizations require that we place their purchase order numbers on invoices.



Write down your Schell order number.

*We will use this number to access individual orders. **Note: Your signed confirmation is required before your order is ready to process.***



Know your business address.

UPS can not guarantee timely delivery to residential addresses. This could cause the backdrops to arrive to you later than expected.