


Schell Scenic Studio, Inc.

**Backdrop
Recommendations List
for the staging of
Peter Pan**



*Over a century of service to the
entertainment industry.*
EST. 1904



Peter Pan



6-M. Night Sky

40' x 20' - 26 lbs

Night sky with cirrus clouds, stars and moon, painted on royal blue duvetyne.



13. Tropical Jungle

40' x 21' - 40 lbs


Dense foliage.



15-A. Tropical Island

43' x 20' - 30 lbs

Tropical foliage, palm trees and beach, ocean and volcano in distance.



22-IA. Fancy Interior

43' x 21' - 42 lbs

Decorative living room with light pink walls, two red draped windows and center french doors. Pinks, gold and blue.



31-I. Artist Studio

43' x 20' - 40 lbs

Loft room with large center window viewing buildings and trees. Wood open-beamed ceiling. Two non-practical doors.



32-I. Bedroom or Powder Room

43' x 21' - 36 lbs

Walls with two draped non-practical windows.

All images Copyright © 2007 Schell Scenic Studio, Inc. Reproduction without permission is strictly prohibited. Images are intended for reference only. For color renditions of these backdrops, please visit www.SchellScenic.com to download our catalog.

TEL: (614) 444-9550

FAX: (614) 444-9554

841 South Front Street ♦ Columbus, Ohio ♦ 43206

Schell Scenic Studio, Inc.




Peter Pan



34. Ocean, Horizon & Beach

43' x 21' - 41 lbs

Ocean shoreline with beach.



42-C. Sailing Ship

39' x 21' - 34 lbs

Ship deck of typical wooden square-rigger showing mast, riggings and sail, railings and ocean.



73-A. Woods

30' x 16' - 22 lbs

Dense woods with shafts of sunlight piercing through heavy top foliage.



73-B. Woods

38' x 20' - 40 lbs

Path crossing left to right through a clearing in a bright forest.



73-CB. Woods

30' x 16' - 23 lbs

Open woods with small clearing in center.



73-EE. Woods

43' x 21' - 40 lbs

Clearing in a woods which is surrounded by tree trunks and dense top foliage.

All images Copyright © 2007 Schell Scenic Studio, Inc. Reproduction without permission is strictly prohibited.
Images are intended for reference only. For color renditions of these backdrops, please visit www.SchellScenic.com to download our catalog.



Peter Pan



73-F. Woods

Bright forest with clearing in center.

43' x 21' - 39 lbs



77. Pirate Ship

Side view of wooden square-rigged ship under full sail.

43' x 20' - 40 lbs



79. Woods Landscape

Clearing in a dense forest with heavy top foliage.


43' x 20' - 42 lbs



82. Open Woods

Edge of dense forest looking through to rolling hills in distance.

37' x 20' - 42 lbs



93. Tropical Leg Drops (2 sets) 46' x 21' - 25 lbs (each set)

Tropical foliage legs. Border is 6' high, average width of legs is 9', with 30' openings.



95-A. London Street

London residential neighborhood looking up streets towards St. Paul's Cathedral and other buildings.

43' x 21' - 37 lbs

All images Copyright © 2007 Schell Scenic Studio, Inc. Reproduction without permission is strictly prohibited.
Images are intended for reference only. For color renditions of these backdrops, please visit www.SchellScenic.com to download our catalog.

Schell Scenic Studio, Inc.

Backdrop Recommendations for

Peter Pan

These limited selections can help you get started finding the appropriate drops for your production or event.

Peter Pan

Scenic Backdrop #

Act I

Scene 1: Nursery of the Darling home #31-I, #32-I, #22-I

Act II

Scene 1: Neverland #79, #82

Scene 2: Path to Lagoon #73-A, #73-B, #73-CB

Scene 3: Neverland Forest #73-EE, #79, #82

Scene 4: Home underground

Act III

Scene 1: The Jolly Roger #42-C, #77


Scene 2: Neverland #79, #82

Scene 3: Nursery of the Darling home #31-I, #32-I, #22-I

Scene 4: The nursery, many years later #31-I, #32-I, #22-I

These are only some of the hundreds of backdrops available at Schell Scenic Studio.
These suggestions are the results of our customers' choices in our many years of service to the theatre.

Things to Do Before You Call:



Have a calendar handy to check your dates.

Make sure you know the exact day you need the drops to arrive and when you can ship them out again.

Plan your rentals in advance.

During peak backdrop rental seasons (ie. December, June, etc.) it may be necessary to place your rental order 6 - 12 months in advance.

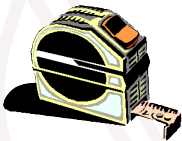


Have your Schell Scenic Catalog on hand.

Be sure you've reviewed our policies and procedures.

Choose two or three back-up choices per backdrop.

Make sure you write down second or third choices per backdrop.



Check the measurements of your stage and the drops you are renting.

Schell Scenic drops come in different dimensions. Make sure that your selected drops will fit your venue.



Have a credit card ready.

To place a reservation on a backdrop you may be asked to do so with a major credit card.

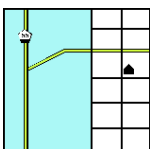
Get a purchase order number.

Some organizations require that we place their purchase order numbers on invoices.



Write down your Schell order number.

*We will use this number to access individual orders. **Note: Your signed confirmation is required before your order is ready to process.***



Know your business address.

UPS can not guarantee timely delivery to residential addresses. This could cause the backdrops to arrive to you later than expected.