

SHELL SCENIC STUDIO, INC.


**Backdrop
Recommendations List
for the staging of
Peter and the Wolf**

*Over a century of service to the
entertainment industry.*
EST. 1904





Peter and the Wolf



51-A. Foliage Side Tabs (2) 7'6" x 20'4" - 14 lbs (per pair)
Natural hardwood and foliage legs.



62. Foliage Border .. (2) 40' x 6' - 11 lbs
Natural foliage border (smaller size).



65-C. Spring Landscape 43' x 20' - 40 lbs
Spring landscape with trees in foreground.



73-B. Woods 38' x 20' - 40 lbs
Path crossing left to right through a clearing in a bright forest.



73-G. Woods 43' x 21' - 39 lbs
Edge of a forest showing dense foliage and hard-wood trees.



82-A. Open Woods 43' x 20' - 38 lbs
Edge of dense forest looking through to rolling hills in distance.

All images Copyright ©2005 - 2015 Schell Scenic Studio, Inc. Reproduction without permission is strictly prohibited.
Images are intended for reference use only. Due to variations in monitors and printers, accurate color representation is neither implied nor guaranteed.
All Images are low resolution, and will become pixelated if viewed above 200% magnification. Higher resolution photos are not available.

Schell Scenic Studio, Inc.

Backdrop Recommendations for

Peter and the Wolf

These limited selections can help you get started finding the appropriate drops for your production or event.

Drops which have been provided for other customers include:

#51-A, #62, #65-C, #73-B, #73-D, #73-G, #73-H, #82-A

These are only suggestions from previous rentals.

We have many more drops in our catalog which might better suit you style.



If you have an innovative and creative staging with our backdrops, please don't hesitate to contact us. We are always interested in the ways that our customers make use of our scenics.

info@schellscenic.com

These are only some of the hundreds of backdrops available at Schell Scenic Studio. These suggestions are the results of our customers' choices in our many years of service to the theatre.

Things to Do Before You Call:



Have a calendar handy to check your dates.

Make sure you know the exact day you need the drops to arrive and when you can ship them out again.

Plan your rentals in advance.

During peak backdrop rental seasons (ie. December, June, etc.) it may be necessary to place your rental order 6 - 12 months in advance.

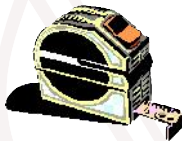


Have your Schell Scenic Catalog on hand.

Be sure you've reviewed our policies and procedures.

Choose two or three back-up choices per backdrop.

Make sure you write down second or third choices per backdrop.



Check the measurements of your stage and the drops you are renting.

Schell Scenic drops come in different dimensions. Make sure that your selected drops will fit your venue.



Have a credit card ready.

To place a reservation on a backdrop you may be asked to do so with a major credit card.

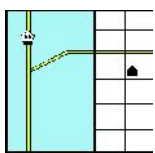


Get a purchase order number.

Some organizations require that we place their purchase order numbers on invoices.

Write down your Schell order number.

*We will use this number to access individual orders. **Note: Your signed confirmation is required before your order is ready to process.***



Know your business address.

UPS can not guarantee timely delivery to residential addresses. This could cause the backdrops to arrive to you later than expected.