


Schell Scenic Studio, Inc.


**Backdrop
Recommendations List
for the staging of
Song of Norway**

*Over a century of service to the
entertainment industry.*
EST. 1904





Song of Norway



1-I. Palace or Ballroom

43' x 21' - 46 lbs

Elegant large room with red carpet leading to steps and arched door. Windows left and right behind railings.



1-IAB. Palace

43' x 21' - 42 lbs


Beige walls with chandeliers. Two windows and non-practical door.



7. Mountain and River

43' x 20' - 40 lbs


Valley with fir trees overlooks mountains and river. Path on stage left leads towards river.



39. Mountain

42' x 20' - 40 lbs

Snow-capped mountain in center, surrounded by fir trees and rocks.



74-A. Conservatory

43' x 21' - 40 lbs

Romanesque arches lead to greenhouse with flowers and foliage.



110. Village

40' x 21' - 37 lbs

View of small Russian village with buildings and houses in foreground, mountains in distance.

All images Copyright © 2015 Schell Scenic Studio, Inc. Any reproduction without permission is strictly prohibited. Images are intended for reference only. Due to the variations in monitors and printers, accurate color representation is neither implied or guaranteed.

Schell Scenic Studio, Inc.

Backdrop Recommendations for

Song of Norway

These limited selections can help you get started finding the appropriate drops for your production or event.

Song of Norway

Scenic Backdrop #

Act I


- Scene 1: Trolldhaugen (Hill of the Trolls) - just outside the town of Bergen, Norway
Midsummer's Eve - in the 1860's #39
- Scene 2: A square on the outskirts of Bergen #7, #110

Act II

- Scene 1: Copenhagen - reception room of the Royal Conservatory, one year later #74-A
- Scene 2: Rome - Tito's Chocolate Shop
- Scene 3: Rome - Ballroom of Villa Pincio #1-I, #1-IAB
- Scene 4: Trolldhaugen - Interior of the Greig home, some time later
- Scene 5: The Song of Norway

These are only some of the hundreds of backdrops available at Schell Scenic Studio.
These suggestions are the results of our customers' choices in our many years of service to the theatre.

Things to Do Before You Call:



Have a calendar handy to check your dates.

Make sure you know the exact day you need the drops to arrive and when you can ship them out again.

Plan your rentals in advance.

During peak backdrop rental seasons (ie. December, June, etc.) it may be necessary to place your rental order 6 - 12 months in advance.

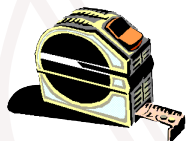


Have your Schell Scenic Catalog on hand.

Be sure you've reviewed our policies and procedures.

Choose two or three back-up choices per backdrop.

Make sure you write down second or third choices per backdrop.



Check the measurements of your stage and the drops you are renting.

Schell Scenic drops come in different dimensions. Make sure that your selected drops will fit your venue.



Have a credit card ready.

To place a reservation on a backdrop you may be asked to do so with a major credit card.

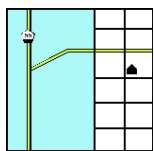
Get a purchase order number.

Some organizations require that we place their purchase order numbers on invoices.



Write down your Schell order number.

*We will use this number to access individual orders. **Note: Your signed confirmation is required before your order is ready to process.***



Know your business address.

UPS can not guarantee timely delivery to residential addresses. This could cause the backdrops to arrive to you later than expected.